



**Introduction:**






This week's issue is the 3rd issue of RoGo Magazine.  
 It is our special edition consisting of many things such as the winners of the 1,000 R\$ contest, information on the terrain generator, catalog updates, information on an upcoming Dominus, and much, much, more.  
 We are very excited to bring you another issue just as we are sure you are excited to read it! So what are you waiting for?  
 Get to reading!



**Meet the Staff:**

<p style="text-align: center;"><b>Accffan1000 - Editor</b></p> <p>Hello people of the world. I'm accffan1000. I am one of the new Editors for RoGo! I'm very excited to write in this magazine so you can read it! I've been on Roblox for 2 and a half years now, and I find it very fun to build.        I also started to retexture not to long ago, so look for my creations that may be getting published in the near future!        I'm also very fascinated in toilet paper.... don't ask me why. O.o So that's a little bit about me. See you next issue!</p>	<p style="text-align: center;"><b>Chriseon - Reporter</b></p> <p>Y'ello People reading this magazine. I am Chriseon, and I am a reporter for RoGo Magazine. I am a Captain in Starfleet command, and like Science Fiction.        My favorite TV series and movies are: Star Trek, Speed Racer, Eureka, X-men, The A-team, and Knight rider. I like rock from the 80's, and my favorite song is American Pie by Don Mcclean.        I hope that I can write articles that interest all of you, and would always like to hear your feedback on my work.        Thank you all for reading this, and be sure to read my article.</p>
<p style="text-align: center;"><b>Pogostick22 - Reviewer</b></p> <p>Hello RoGo readers! I am very excited to be with you as a reviewer. What I like to do on ROBLOX is read RoGo, build with my friend (YellowCheesecurd) and play war games. I will bring you good reviews and I hope to be with you for a while!</p>	<p style="text-align: center;"><b>Christmangirl - Editor</b></p> <p>Hello I am christmangirl. Call me Kat. I love getting friends and PMS. Send one! I am one of the new RoGo editors. I am glad to be here. I love chocolate and watching and playing sports. I sometimes forum.        I like to chatter a lot, so maybe you need some friend cause your alone. I will be there. I love holidays. I like to see places, so Maybe you can show me your game! Your perfect just the way you are.</p>
<p style="text-align: center;"><b>Comwizard - Reviewer</b></p> <p>Greetings RoGo readers, You are all a part of my master plan! Haha, just kidding. I am Comwizard, one of the new RoGo Reviewers. My job is to get the latest scoop on gear and user-made places. My hobbies include building, writing, and sports.        I am looking forward to bringing you the news of Robloxial!        Do cows go boom? Yes, yes they do.</p>	<p style="text-align: center;"><b>Shagabash - Reviewer</b></p> <p>Hiya! This is Shagabash, a new Reviewer for RoGo. I will likely be making posts on investing and such, as I have much experience in that area. I've posted on 3 Roblox blogs in the past.        Anyways, I like anything made out of potatoes, and my favorite color is green. Lol. I also like to make logos and ads using PDN. My favorite thing to do on Roblox would probably be leading and training clan members. Hope to</p>

see you all soon.

**Gear Reviews:**

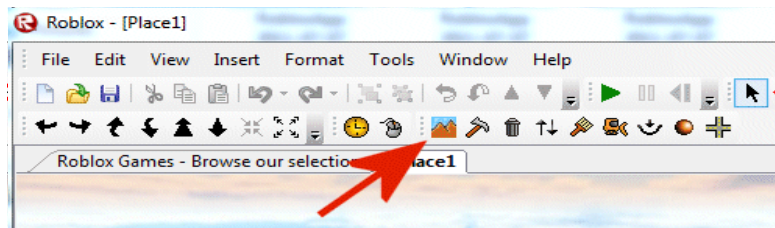
<p style="text-align: center;"><b>Trollin' Pumpkin</b> <i>Limited</i></p> 	<p>This spooky, LimitedU pumpkin, serves as a protector that follows you and eliminates enemies by blowing them across the baseplate. The attack is triggered when another robloxian makes contact with you. The only downside is a long reload time.</p> <p style="text-align: center;">-Comwizard</p>
<p style="text-align: center;"><b>Trick or Treat Bag 2011</b></p> 	<p>You don't know what to expect with this bag. A trick, or a treat? Will you get a random item from last Halloween, perhaps get to fly around, or even become "slow" and "confused"? Although this gear can be unreliable, it's fun to get a surprise!</p> <p style="text-align: center;">-Shagabash</p>
<p style="text-align: center;"><b>OBC Board with a Nail</b> <i>OBC Only</i></p> 	<p>Don't let the simplicity of this gear deceive you. It is actually a high-damage killing machine. Swing the board at your enemies and eliminate them. If you are surrounded, try using the Q button. This gear is perfect for beating down aggressors.</p> <p style="text-align: center;">-Comwizard</p>
<p style="text-align: center;"><b>Skeleboard</b></p> 	<p>This board rides the same as a standard skateboard, but it is definitely not normal! What is different about it? If you took a look, you would see a skateboard made out of a skeleton! This bony board is a must have for shredding some Halloween half pipes!</p> <p style="text-align: center;">-Comwizard</p>
<p style="text-align: center;"><b>Bone Crusher</b> <i>BC Only</i></p> 	<p>You know how you always need to crash an enemy over the head? Well, now it is possible with this gruesome gear. For another great feature, besides annihilation, press the Q button to equip a shield! This weapon a must have for every medieval marauder.</p> <p style="text-align: center;">-Comwizard</p>

<p><b>Fiery Bone Trap</b> <i>Limited</i></p> 	<p>This is one dangerous gear. You can place 10 mines, each becoming nearly invisible upon placement. If you touch one, you're in trouble: big trouble. The fire takes just 5 seconds to bring death. Watch out, the one who places them can get caught too!</p> <p>-Shagabash</p>
<p><b>Skelefriend</b> <i>Limited</i></p> 	<p>Not only is this gear a little creepy, it's also your best friend. This little skeleton circles around you, attacking anything in your path. It can easily kill an enemy in a few hits. That's pretty powerful for a small skeleton like him!</p> <p>-Lion2323</p>

### ROBLOX Updates:

The terrain generator was released on 10/7/11 of last week. Along with the terrain generator, many people forget that this also allows us to create bigger games without any lag!

To use the terrain generator in "Build Mode" click Menu, Game Settings, and check the box next to "Studio Mode" After that, click the icon shown here.



Set your preferred settings, and there you go! It's easier just to open "Roblox Studio" from your computer and go in to "Edit Mode" though. I recommend doing that. The terrain generator comes with a variety of tools. Leveler, Road Creator, Elevation Editor, Create Orbs, craters, and more. To read more about the terrain generator's release, click "News" from the Roblox website and look for an article called "Land Grab!"

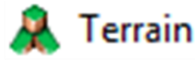

-Scoutywouty

For more information on the Terrain Generator, here is the page from last week:

ROBLOX is now one step closer to release the Terrain Generator. On September 19th, they opened the GameTest site.

There, you could have tested the terrain generator plugin.

The current plugins are (From plugin image, left to right.) Terrain Generator (Generates the terrain,) Builder (Allows you to build one brick at a time,) Deleter (Deletes a single brick,) Elevation Adjusters (Change elevation by dragging a brick,) Paintbrush ("Paint" the terrain by clicking and moving the mouse,) Plateau (Flatten the entire terrain to a certain level,) Crater (Make a crater in the terrain,) Orb (Create hills to the terrain,) and Roads (Create roads wherever you want.)



If your wondering what class the terrain is, it's a new class. It's called, "Terrain." (See terrain picture.) Right now, this class has similar properties to a normal brick, but it also has two new properties; `ResizeIncrement` and `ResizeableFaces`. These properties are currently unchangeable. This may change in the future. Over all, the terrain generator is looking pretty cool.

-Tiger12289

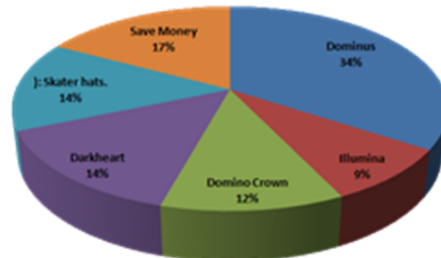
### RoGo Polls:

As a test to RoGo, we will be adding a poll to the magazine. To participate, send a message to RoGoMagazine with the subject as: RoGo Poll. In the message write, "My Vote is: " then put your answer. We will add up the votes and the results will be posted in the next issue.

Which Game would you prefer to have in RoGo?

1. Cross Word
2. Sudoku
3. Word Search
4. Connect 4 Multi-Player
5. Random one each week
6. I don't care.

Here are the results from last week. We had 32 people participate.



### RoGo Scripting Help:

Hello! this is where I teach you, scripts, there will be a different script each week!  
Welcome back! Today we will be learning: Functions

That sounds big, but remember the first 3 letters of functions is "Fun." :3 Anyway! Functions are easy to set up and use here's an example:

```
function sayHello()  
  print[[Hello]]  
end  
sayHello()
```

The output will say "Hello", We can take this even more advanced:

```
function say(personsaid)
  print(personsaid)
end
say("Hello My name is sponge.")
```

The output will say "Hello My name is sponge." You can change say("WHAT YOU WANT IT TO SAY IN THE OUTPUT HERE.") and it will put it in the output! :D

Why don't we take this even more advanced:

```
function health(playername, health)
  player = game.Players:findFirstChild(playername.Name)
  if player ~= nil then
    game.Workspace[player.Name].Humanoid.Health = health
  end
end
health("Spongebobworldonline",0)
```

This is a lot, I'll explain each line:

- [1] The function starter.
- [2] Finds the player and makes sure the player is in the sever.
- [3] If the player dose not = deleted then...
- [4] Gets the player in the workspace and kills it with the health you picked.
- [5-6] Ends...

[7] The command to make this work. At the end remember to have it a number or else it wont work :D

So it will kill the person name (so you can change: spongebobworldonline) to the person you want to kill and the number you want there health to be, if you put 0 it will kill them completely. 50 will be half and you can put any number from 0-100. (100 will but them back full health.) Any questions about scripting PM them to spongebobworldonline.

Next week: How to make mini games, Part 1

-Spongebobworldonline

### Reporter's Corner:

It's a simple question that is open to much debate: What do you think is in the Halloween presents? I got several responses on the ROBLOX talk section of the forum. Sonypony458 says "Flying Batcar", and RobyTobyRobot6 says "Maybe there could be a Halloween hat with bats flying around the hat. That would be cool!" I decided to look into it, and learned that there is a new gift everyday for the first 13 days of October (Hence, there are 13 presents). These presents vary in size, shape, and the item inside. Some people even think that some of the gifts don't have a hat in them. In addition, knowing ROBLOX in these situations, the gifts will look nothing like the present. In conclusion to this interesting article, I have come up with my own Idea of what is in the some of the gifts: Bat wings, a Trojan Horse, a Bat that flies over your head, A pillow sack (to hold your candy), and a silver pendant (gift #3). So this concludes my second article on Robloxian Culture and Society, and remember, I always ask for the opinions of the public to place in my articles, so check the RoGo Wall, and the ROBLOX Talk section. I am wishing you a Happy Halloween, and Thank you for reading my article. (I won't give you another article till November 7th) This is Reporter Chriseon, Signing off.

-Chriseon

### Questions and Answers:

**Question:** How did RoGo magazine become popular? -Martijn777

**Answer:** RoGo Magazine mostly became popular when Scoutywouty posted a forum post in the section Roblox Talk telling everyone that RoGo was released. After that, the Vice Presidents began running ads for RoGo. RoGo became mostly popular though ads.

**Question:** Why is it that RoGo is succeeding whereas other magazine groups are not? -Gk223854

**Answer:** Good question. One important thing that helps us get a lot of fans is because there isn't a lot of magazine companies in ROBLOX. Since our magazine is the most popular, more people want to join. Another reason is because we run ads for RoGo daily. Without the ads, not a lot of people will know about RoGo.

**Question:** How do you make the magazines? -Roblox6656

**Answer:** Each week, the Staff of RoGo writes the magazine. We usually spend about a week writing it. After the main draft of RoGo is completed, Tiger12289, the Lead Designer, puts it all together in the Gui. When we reach the day and time to release the magazine, we update it to everyone's giver so anyone can enjoy the magazine.

### Place Reviews:

<p><b>Flood Escape</b> Creator: Crazyblox Visited: 2.4 thousand times Reviewed By: Comwizard</p>	<p>Flood Escape is certainly not your average obby. To achieve the goal of exiting the maze of rooms, you must push buttons, jump, and perform unbelievable maneuvers to move from challenge to challenge. That may seem easy, but the whole time you are outrunning a rising flood. A mind-boggling surprise awaits in the final room. If you have not yet played Flood Escape, I highly recommend it.</p>
<p><b>Build and Race</b> Creator: Louis1199 Visited: 2.8 million times Reviewed By: Pogostick22</p>	<p>Here you build whatever you want with a bunch of different bricks. You get a resize tool, delete, copy, and paint. There is a clean script that will delete everything in the game when you say, "clean up," a kick script. To kick a person, simply say, "Kick USERNAME." It works with shortened names, "Kick USER." This game also includes a regen script to regen deleted parts. This is a pretty fun place.</p>

### Special Announcement

To kick a person, simply say, "Kick USERNAME." It works with shortened names, "Kick USER." This game also includes a regen script to regen deleted parts. This is a pretty fun place.

They have both received Their prize or will in the near future. If none of them claim their prize in the next few days, I will draw another name and they will miss out! Stay in the RoGo group for more chances at Robux, Prizes, and more!

### What's Inside Gift 13?

After a while on Roblox Talk, I was there when SFGiants started to spam the forum about a Dominus gift. It is approved that there will be a Dominus gift as the 13th gift. The Dominus gift box is shown here as a model, even though roblox created the texture. The Dominus gift box is shown here as a model, even though roblox created the texture. But, further research discovered a new mesh that looks exactly like the Dominus one, except it fits that texture. Roblox did this to confuse us. The upcoming Dominus is shown here:



There was also another texture for something unknown also labeled "Dominus Hat Texture" that we stil don't know what mesh fits it. But I suppose we'll just have to wait to find out the truth. The 13th gift is a mystery.

